



Pushing Performance



People | Power | Partnership

HARTING Han[®] S

Safe connections for modular
battery storage systems

HARTING Han® S

Safe connections for modular battery storage systems

The Han® S series provides secure connection technology for modular battery storage systems, using a design that complies with all technical requirements as well as the latest standards for stationary energy storage systems (incl. UL 4128). The compact, flexible hoods and housings offer space for contacts with a capacity of up to 200 A.

Features

- On the cable side, there is a 90-degree angled female contact with an internal spring, enabling the 360-degree rotation.
- Low contact resistance
- Error-free connections through an effective mechanical coding system
- Complies with all relevant standards for energy storage systems

Compliance with standards

- UL 1973: Standard for Batteries for Use in Stationary, Vehicle Auxiliary Power and Light Electric Rail (LER) Applications
- UL 9540: Standard for Energy Storage Systems and Equipment
- UL 4128: Outline of Investigation for Intercell and Intertier Connectors for Use in Electrochemical Battery System Applications
- UL 1977: Standard for Component Connectors for Use in Data, Signal, Control and Power Applications



HARTING Han® S

Safe connections for modular battery storage systems

The bulkhead mounted housing can be freely rotated, even when mated. The locking mechanism can be accessed intuitively. The colours (red for plus, black for minus) and the mechanical coding prevent incorrect mating. Han® S thus enables a fast, reliable termination and simplifies the assembly of large numbers of connectors.



Customer benefits



Compact size/design



Easy & fast assembly /
disassembly due to screwing
of contacts from the front



Safe installation due to
visible locking mechanism
and finger-proof contacts



Housings can be rotated 360°, even
in mated condition



Free of lead and halogens

Technical characteristics

Han[®] S hoods


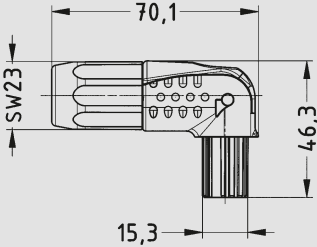


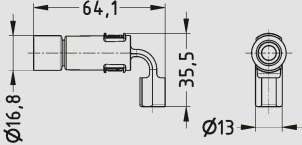
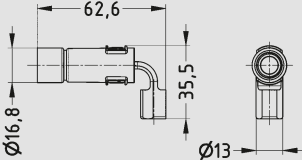
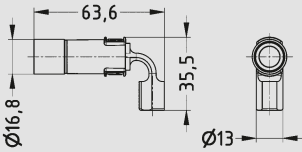
Inserts/electrical data acc. to DIN EN 60 664-1 and DIN EN 61 984

Contacts	1
Rated current	200 A
Rated voltage	1500 V
Rated impulse voltage	8 kV
Pollution degree	2
Insulation resistance	≥ 10 ⁸ Ω
Material	Polycarbonate
Limiting temperatures	-40 °C ... +125 °C
Mating cycles	≥ 500
Degree of protection acc. to IEC 60529	IP20
Material hood/housing	Polyamide (PA)
Colour hood/housing, black	RAL 9005 (jet black)
Colour hood/housing, red	RAL 3001 (signal red)
Material contacts	Copper alloy
Material accessories	Thermoplastic polyurethane (TPU)
Flammability acc. to UL 94	V 0
Cable stripping length	22 mm
Maximum cable diameter	16 mm
Suitable tools / crimp-dies	Catalogue Han [®] Industrial Connectors, chapter 90

For more information refer to data sheet:
www.HARTING.com/datasheet-han-s

Technical characteristics

Components and part numbers

	Identification/part no.	Figure	Drawings
Hood	Han® S Hood, angled, black Conductor cross-section: 25 ... 50 mm ² 09 93 001 0501		
	Han® S Hood, angled, red Conductor cross-section: 25 ... 50 mm ² 09 93 001 0502		
Contact	Han® S Crimp contact, female, incl. sealing Contact surface: silver plated Conductor cross-section: 25 mm ² 09 93 000 6262		
	Conductor cross-section: 35 mm ² 09 93 000 6263		
	Conductor cross-section: 50 mm ² 09 93 000 6264		

For more information refer:
www.HARTING.com/hans

Technical characteristics

Han[®] S Screw mounting housings


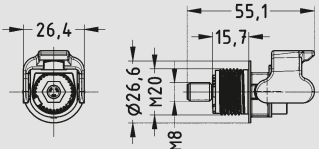


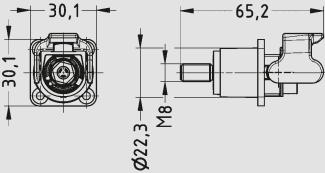


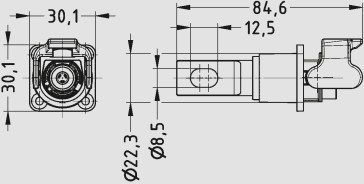

Inserts/electrical data acc. to DIN EN 60 664-1 and DIN EN 61 984

Contacts	1
Rated current	200 A
Rated voltage	1500 V
Rated impulse voltage	8 kV
Pollution degree	2
Insulation resistance	≥ 10 ⁸ Ω
Material	Polycarbonate
Limiting temperatures	-40 °C ... +125 °C
Mating cycles	≥ 500
Degree of protection acc. to IEC 60529	IP20
Hood/housing material	Polyamide (PA)
Colour of hood/housing (black)	RAL 9005 (jet black)
Colour of hood/housing (red)	RAL 3001 (signal red)
Contacts, material	Copper alloy
Accessories, material	Thermoplastic polyurethane (TPU)
Flammability acc. to UL 94	V 0
Tightening torque: - M8 thread - M3 screws	13 Nm – when tightening, counter the screws with a socket spanner, A/F 9 mm! 0.5 – 0.8 Nm

For more information refer to data sheet:
www.HARTING.com/datasheet-han-s

Technical characteristics

Components and part numbers

	Identification /part no.	Figure	Drawings
Screw mounting housing (M8 thread)	Han® S, Screw mounting housing, incl. male contact M8, black 09 93 001 0101		
	Han® S, Screw mounting housing, incl. male contact M8, red 09 93 001 0102		
Bulkhead mounted housing (M8 thread)	Han® S, Bulkhead mounted housing, incl. male contact M8, black Contact surface: silver plated 09 93 001 0301		
	Han® S, Bulkhead mounted housing, incl. male contact M8, red Contact surface: silver plated 09 93 001 0302		
Bulkhead mounted housing (busbar)	Han® S, Bulkhead mounted housing, incl. male contact busbar, black Contact surface: silver plated 09 93 001 0303		
	Han® S, Bulkhead mounted housing, incl. male contact busbar, red Contact surface: silver plated 09 93 001 0304		



Pushing Performance

HARTING.com –
the gateway to your
country website
